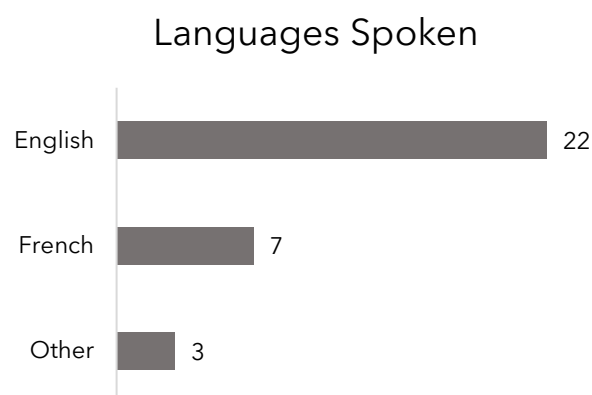
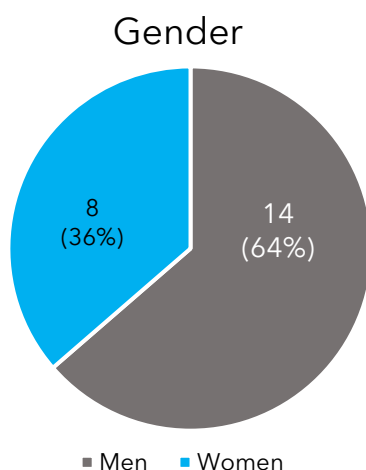


2021 Board of Directors Composition

Directors Gender and Languages Spoken



Director Designated Group Status

	Belonging to a Visible Minority	Indigenous Peoples	Persons with Disabilities
Overall	1	2 (9.1%)	0
Men	0	1 (4.5%)	0
Women	1 (4.5%)	1 (4.5%)	0

Director Ages

	< 45 years old	45 - 49 years old	50 - 54 years old	55 - 59 years old	60 - 64 years old	65 - 69 years old	70+ years old
Overall	3 (13.6%)	0	6 (27.3%)	1 (4.5%)	4 (18.2%)	3 (13.6%)	5 (22.7%)
Men	1 (4.5%)	0	5 (22.7%)	0	2 (9.1%)	2 (9.1%)	4 (18.2%)
Women	2 (9.1%)	0	1 (4.5%)	1 (4.5%)	2 (9.1%)	1 (4.5%)	1 (4.5%)

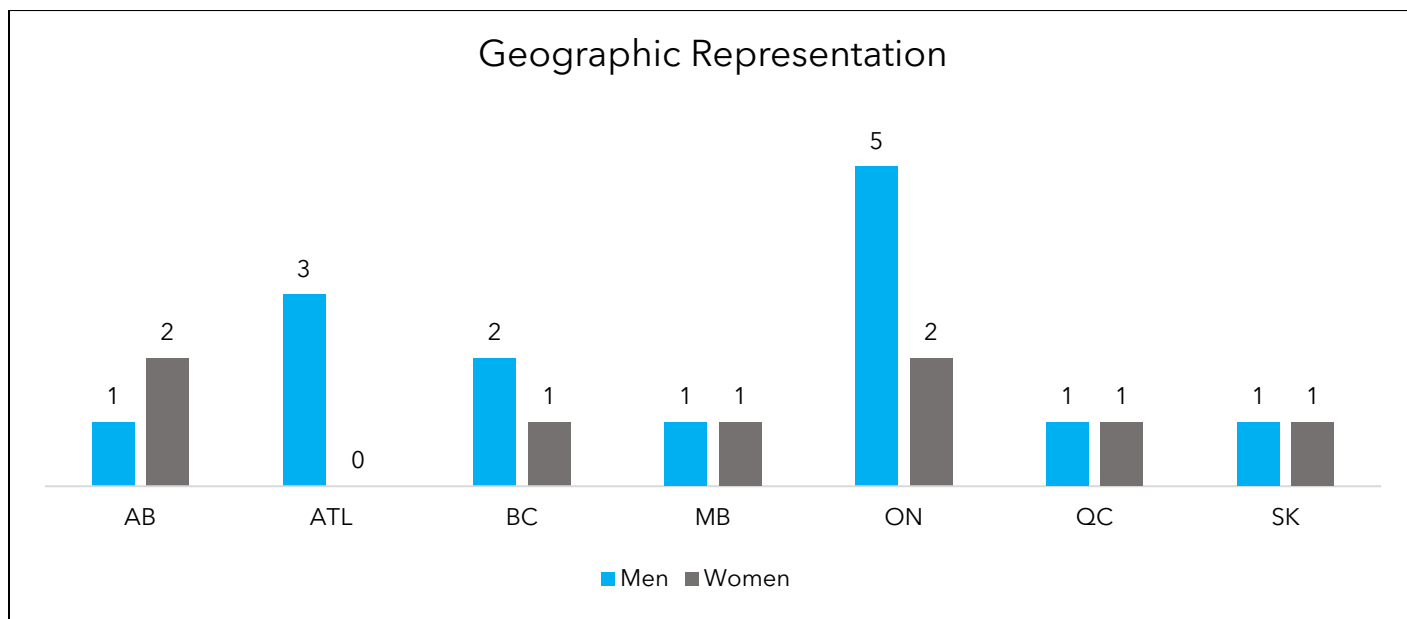
As of December 31, 2021

For more information please contact cglboard@cooperators.ca

GOVERNANCE

2021 Board of Directors Composition (continued...)

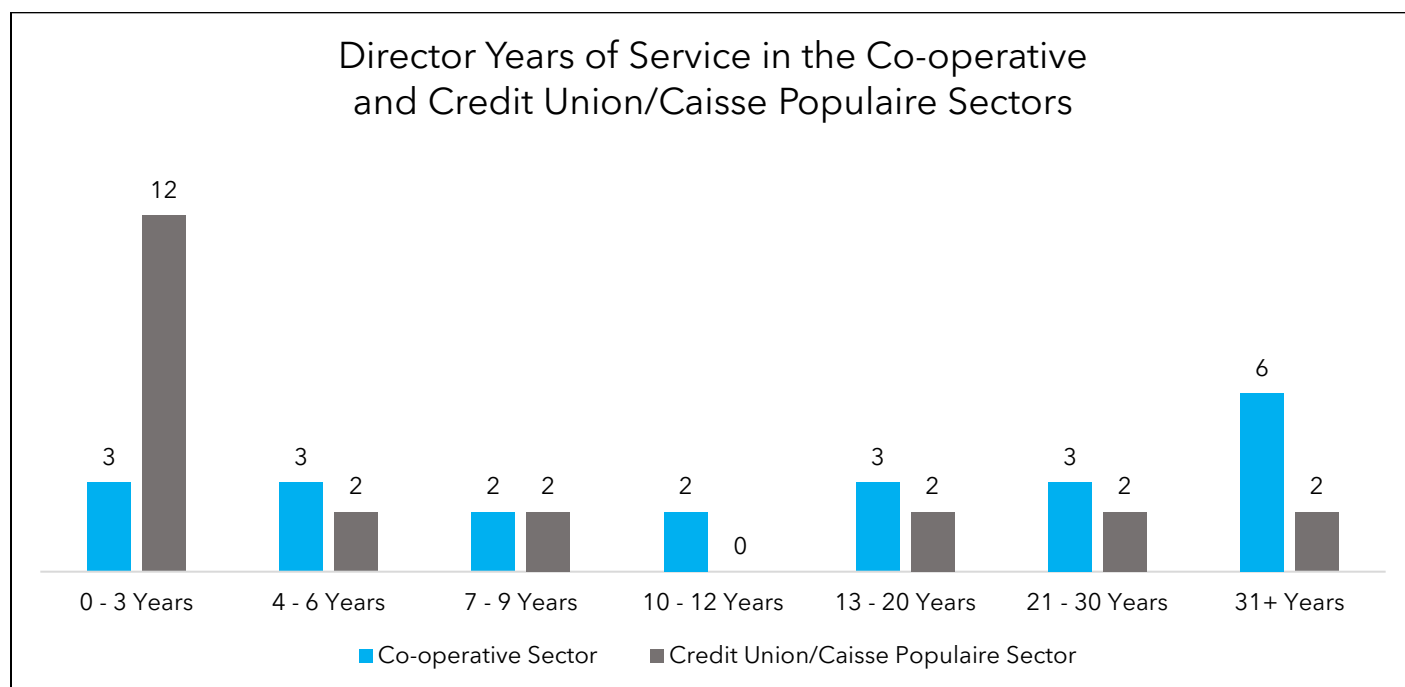
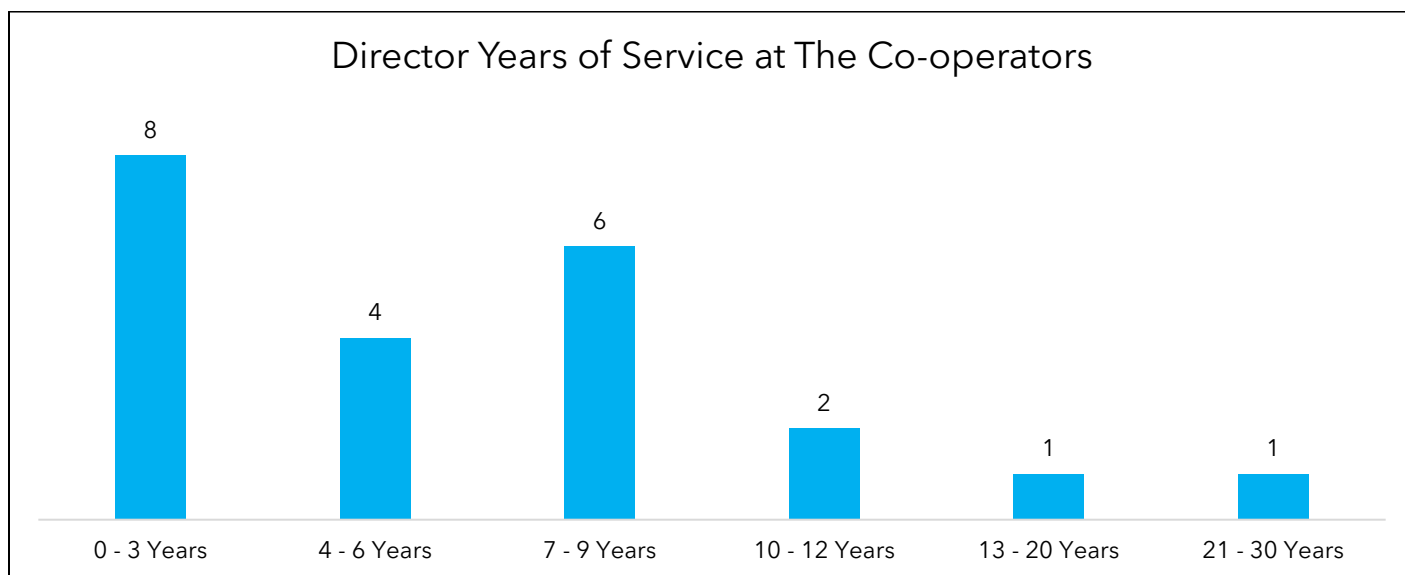
Geographic Representation



GOVERNANCE

2021 Board of Directors Composition (continued...)

Director Years of Service at The Co-operators and in the Co-operative and Credit Union/Caisse Populaire Sectors



As of December 31, 2021

For more information please contact cglboard@cooperators.ca